



# Data Profile

April, 2023


# Economy Overview





# Population, Age, Average Income and Wage

## POPULATION



| Year       | 2016 <sup>1</sup> | 2021 <sup>1</sup> | 2051(Forecasted) <sup>2</sup> |
|------------|-------------------|-------------------|-------------------------------|
| Population | 21,036            | 23,017            | 26,230                        |

## AVERAGE HOUSEHOLD INCOME



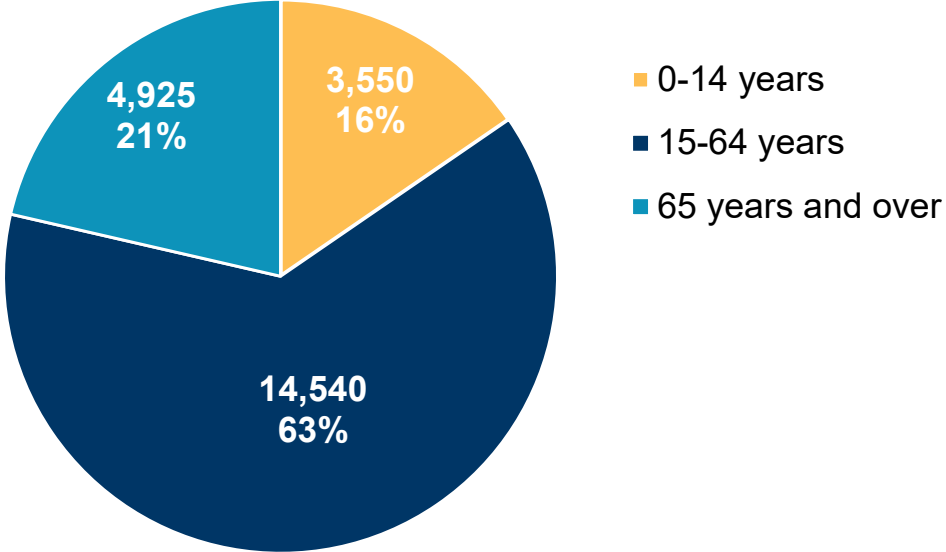
| Year                     | 2015 <sup>1</sup> | 2020 <sup>1</sup> |
|--------------------------|-------------------|-------------------|
| Average Household Income | \$117,744         | \$139,400         |

## AVERAGE WAGE



2021<sup>3</sup>  
**\$52,989**  
 (89% of national average)

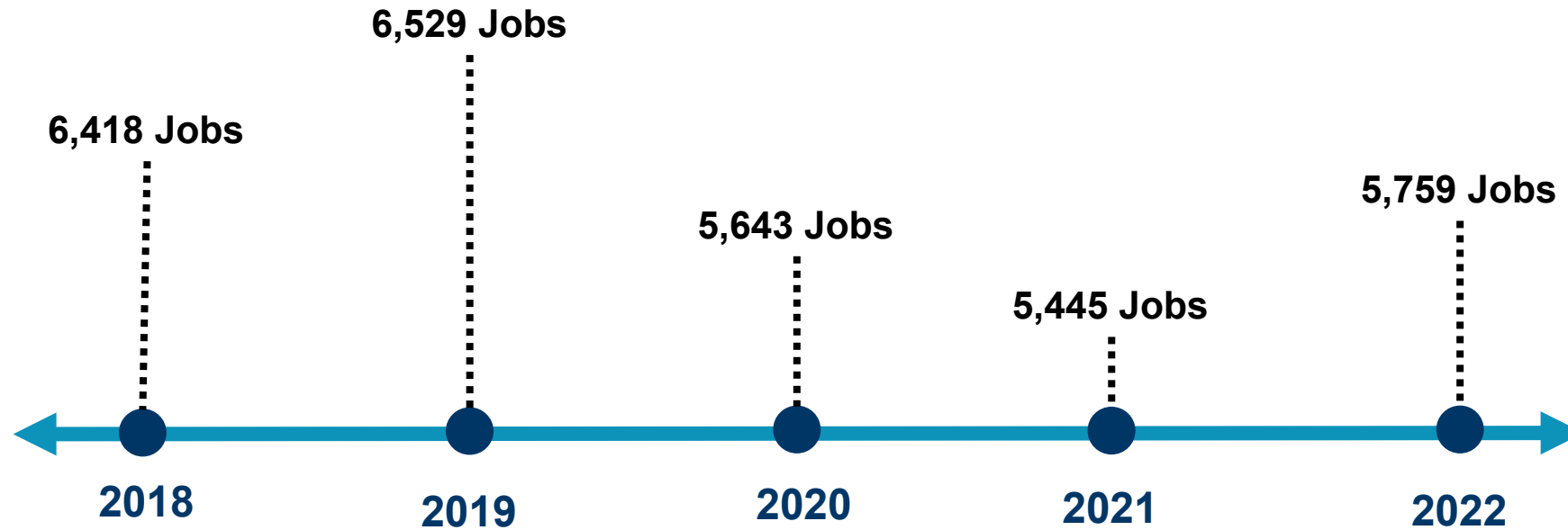
## AGE GROUPS (2021) <sup>1</sup>



Sources: 1) 2016, 2021Census  
 2) Growth Forecasts and Land Needs Assessment, Prepared by Hemson for the County of Simcoe, March 31, 2022  
 3) EMSI Analyst, Dataset 2022.3, Industry Overview, Demographic Overview



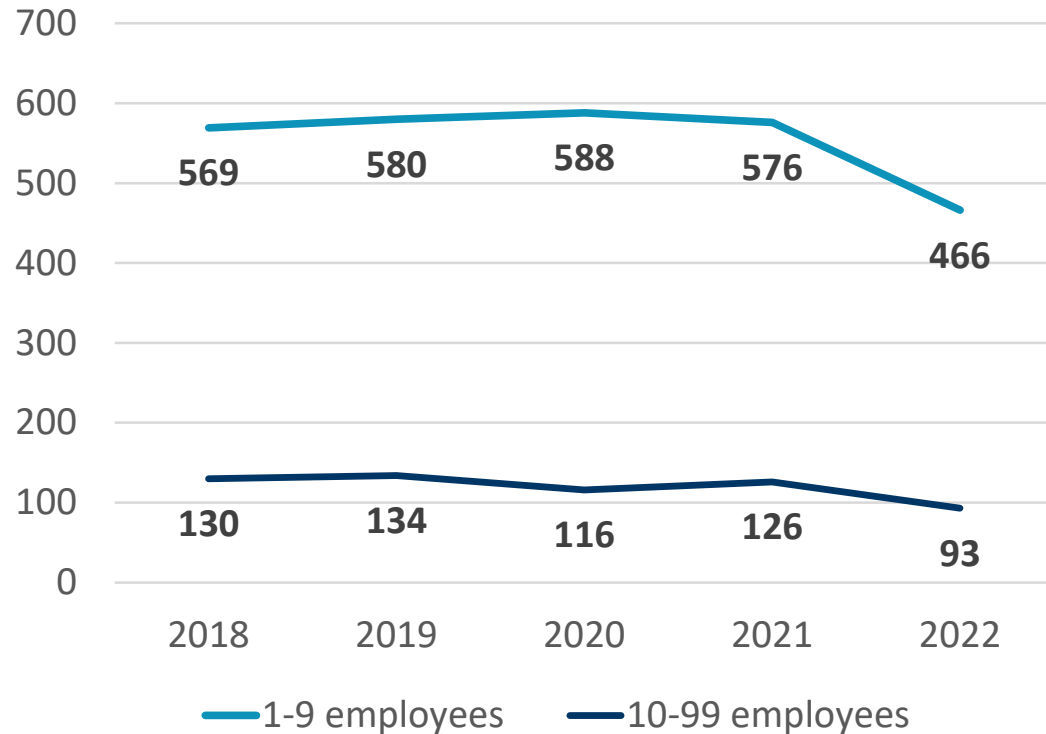
# Local Job Trends



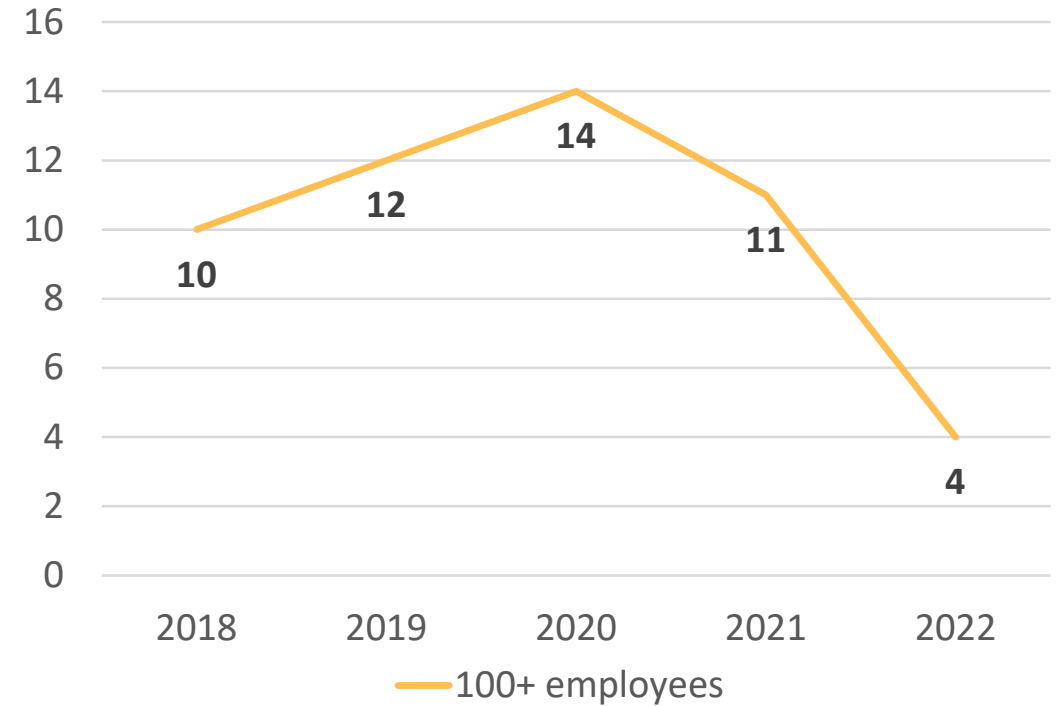
**2% from 2020-2022**

# Number of Employers 2018-2022

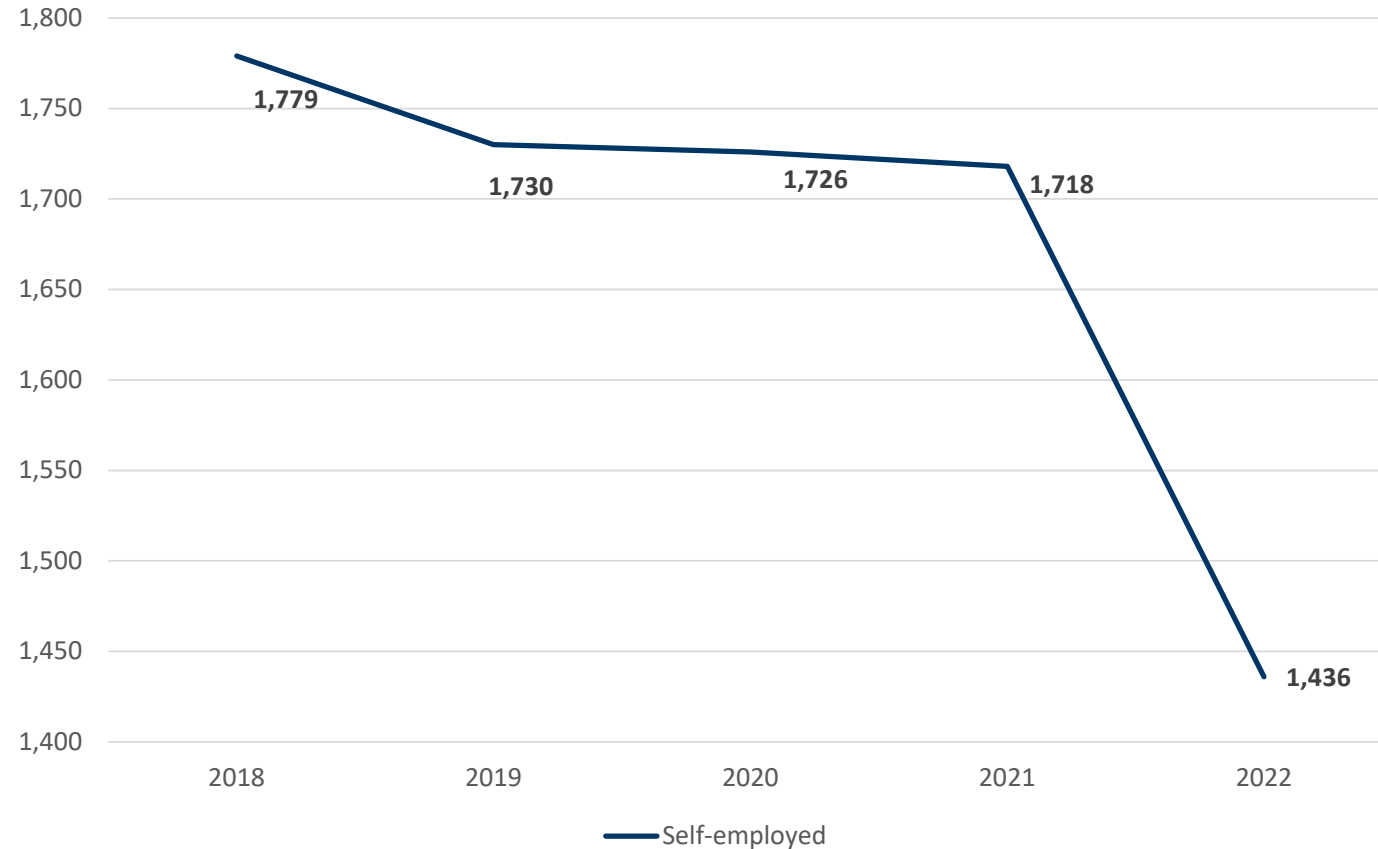
## Employers with 1-99 employees



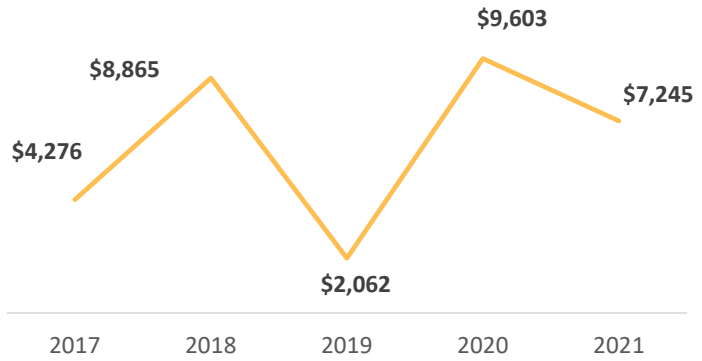
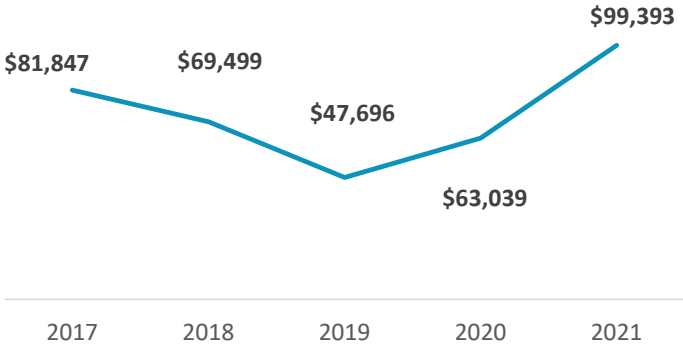
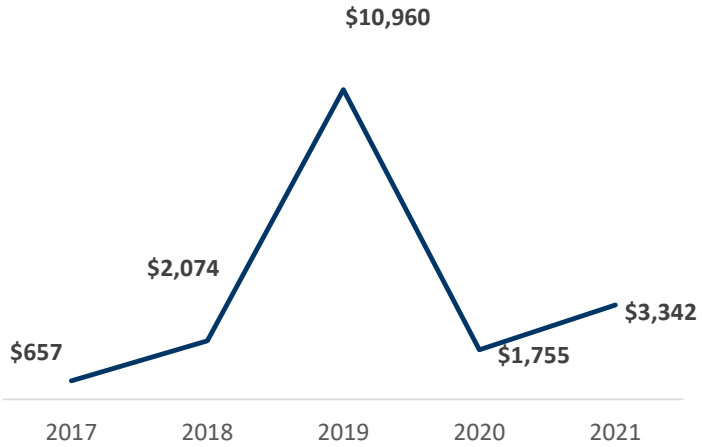
## Employers with 100+ employees



# Number of Self-Employed Businesses 2018-2022



# 2017 – 2021 Building Permits Value (\$000)



- Commercial
- Residential
- Industrial
- Institutional



Source: Community Data: Building Permits (Pulled from Statistics Canada, 2017-2021 Building Permits), Building Permit Data from Municipality

# 2021 Building Permits Value

## COMMERCIAL



\$3.3 million

## RESIDENTIAL



\$99.4 million  
131 new units

## INDUSTRIAL



\$7.2 million

## INSTITUTIONAL




\$2.8 million

Source: Building Permit Data from Municipality

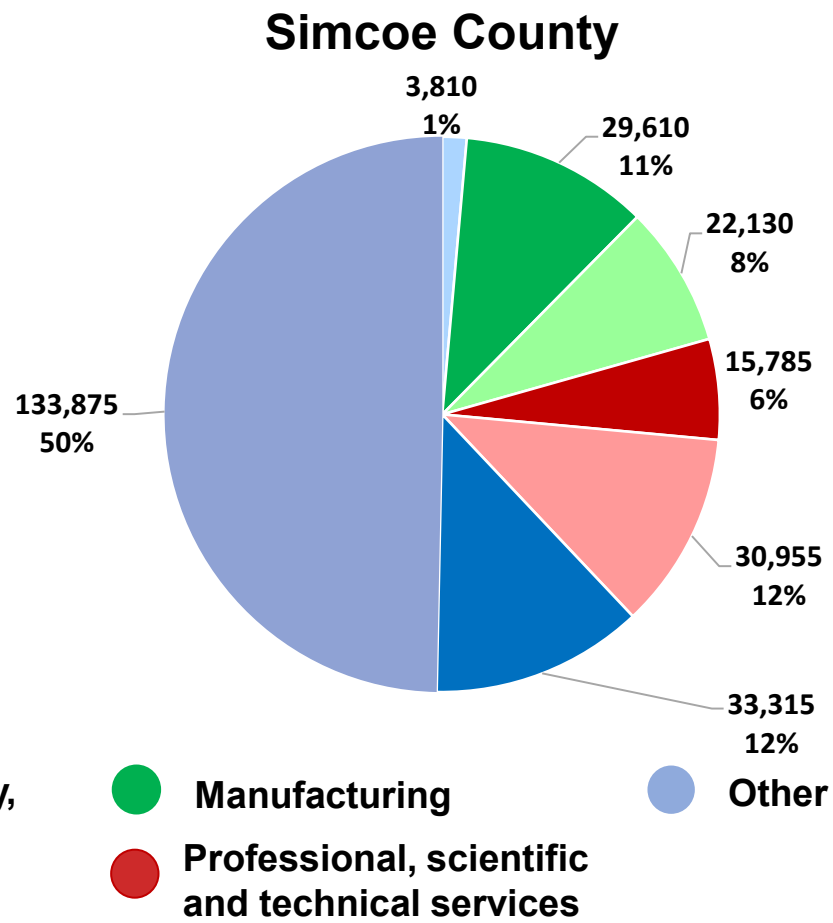
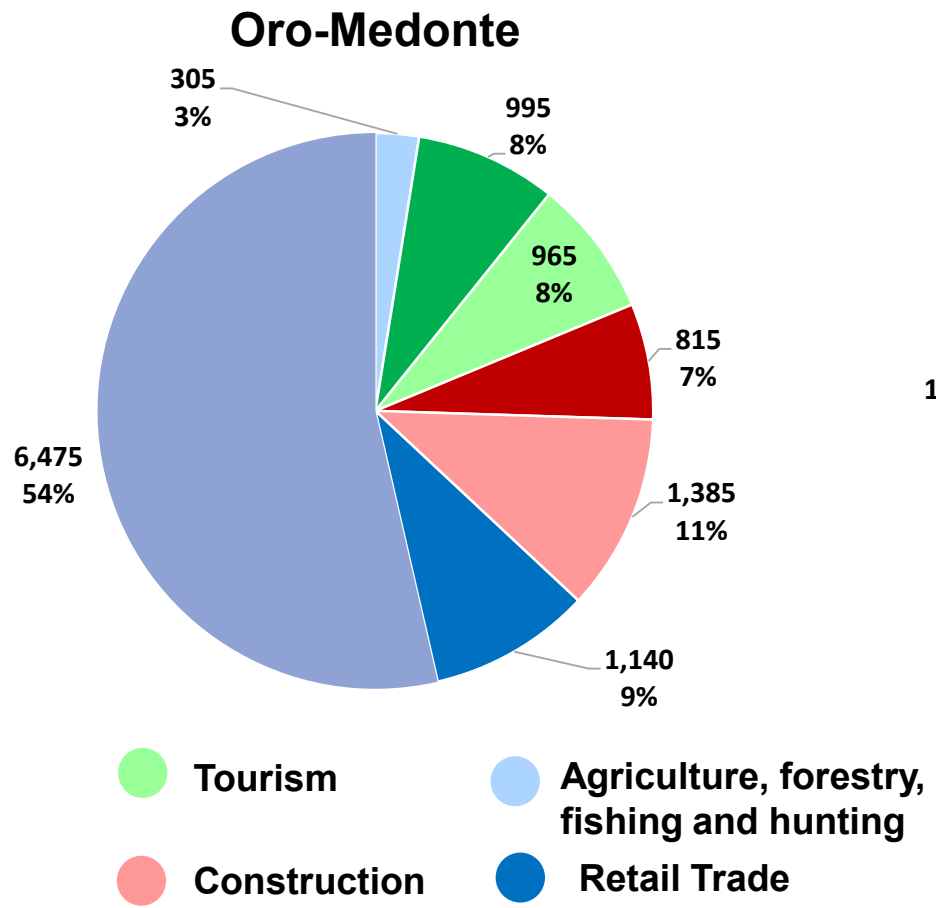




# Industries



# Sectors of Interest by Job Numbers



Other: Mining, quarrying, and oil and gas extraction; Utilities; Wholesale trade; Transportation and warehousing; Information and cultural industries; Finance and insurance; Real estate and rental and leasing; Management of companies and enterprises; Administrative and support, waste management and remediation services; Educational services; Other services (except public administration); and Public administration.



Source: 2021 Census



# Industry Growth – Sectors of Interest

| Description                                     | 2018 Jobs | 2023 Jobs | 2018 - 2023 Change | 2018 - 2023 % Change |
|-------------------------------------------------|-----------|-----------|--------------------|----------------------|
| Agriculture, forestry, fishing and              | 122       | 84        | -38                | -31%                 |
| Manufacturing                                   | 904       | 1,142     | 238                | 26%                  |
| Professional, scientific and technical services | 203       | 259       | 56                 | 28%                  |
| Tourism                                         | 591       | 527       | -64                | -11%                 |



Note, Tourism includes arts, entertainment and recreation; and accommodation and food service industries

Source: EMSI Analyst Dataset 2022.3 Industry Table

# Average Wages – Sectors of Interest (2018-2023)

| Description                                     | Oro-Medonte | Average Wage<br>Simcoe County | Average<br>Wage<br>Ontario |
|-------------------------------------------------|-------------|-------------------------------|----------------------------|
| Agriculture, forestry, fishing and hunting      | \$31,469    | \$31,079                      | \$31,711                   |
| Manufacturing                                   | \$53,812    | \$61,065                      | \$65,498                   |
| Professional, scientific and technical services | \$59,491    | \$63,232                      | \$85,918                   |
| Tourism                                         | \$26,353    | \$26,226                      | \$30,677                   |

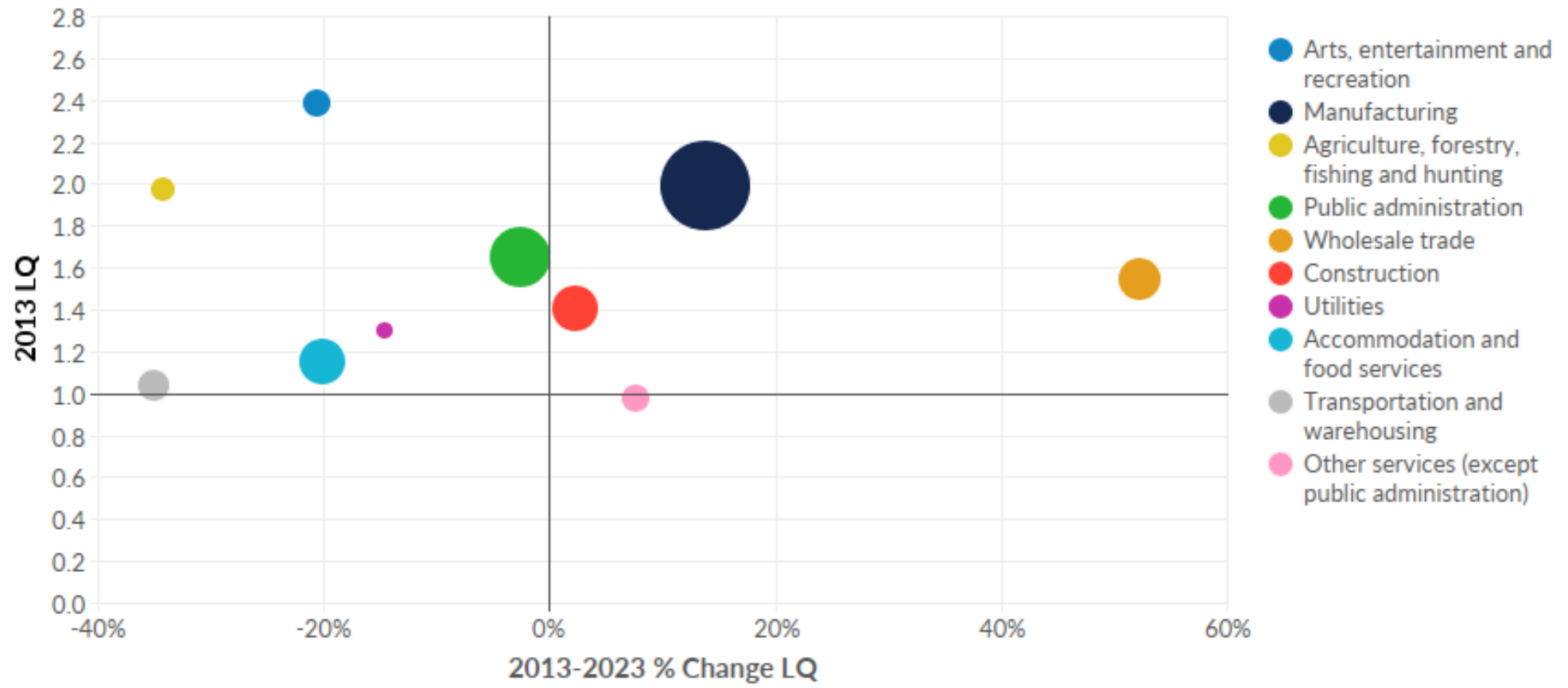


Note, Tourism includes arts, entertainment and recreation; and accommodation and food service industries

Source: EMSI Analyst Dataset 2022.3 Industry Table




# Location Quotient 2018-2023



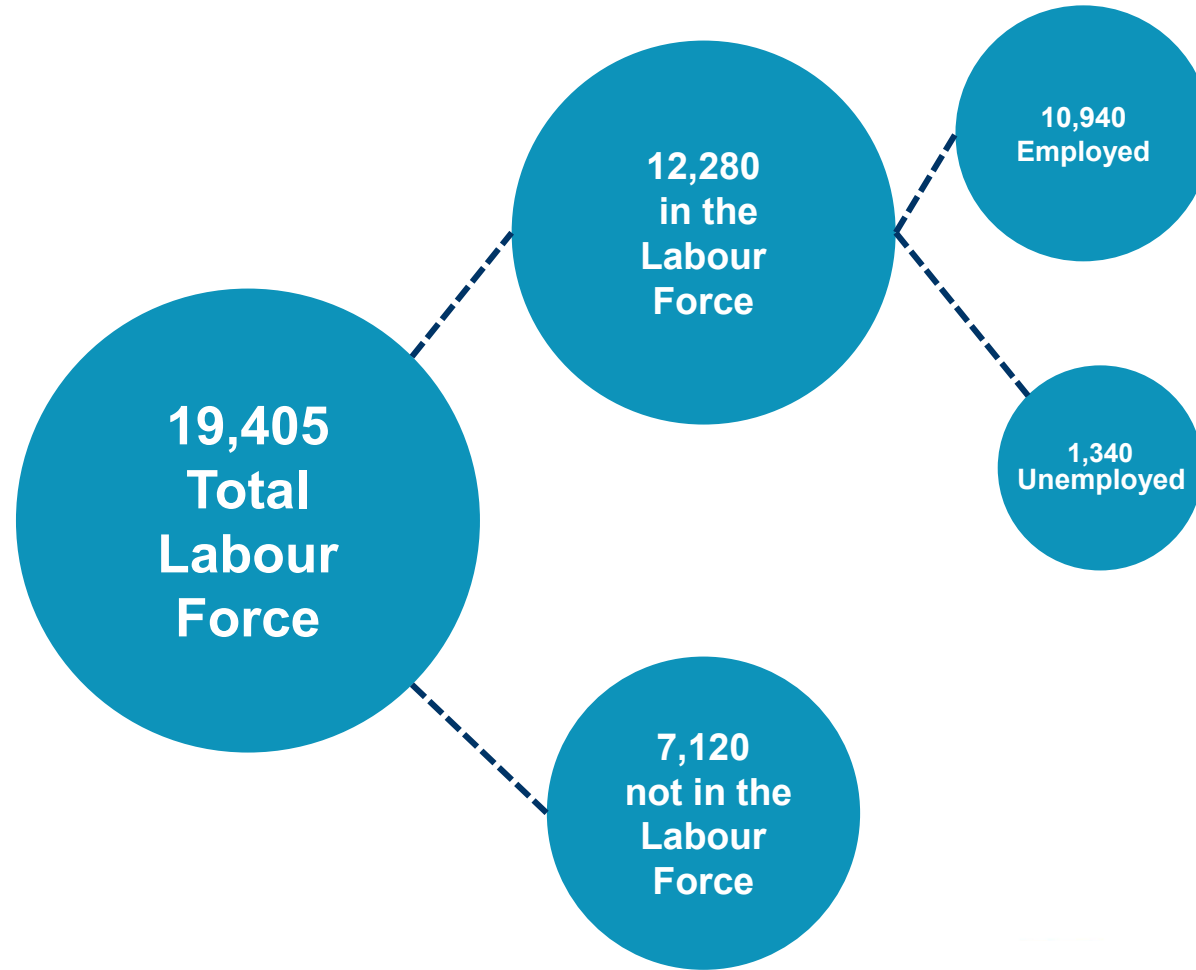
Source: EMSI Analyst, Dataset 2022.3 Industry Comparison



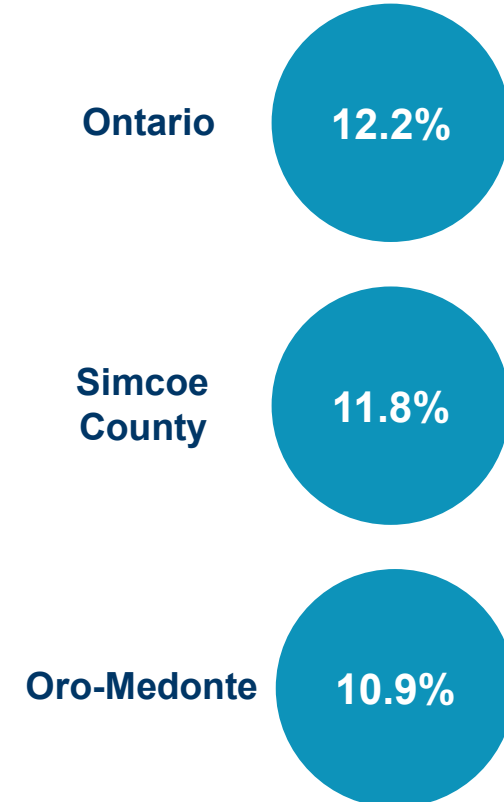
# Labour Force



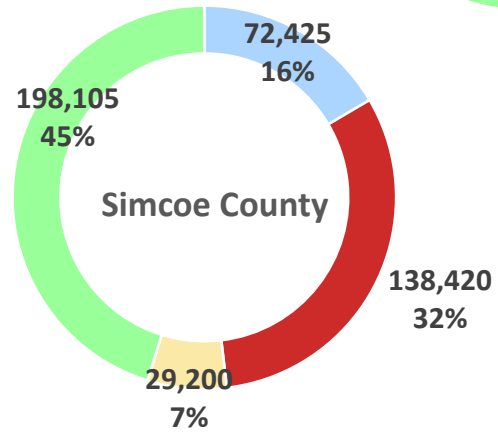
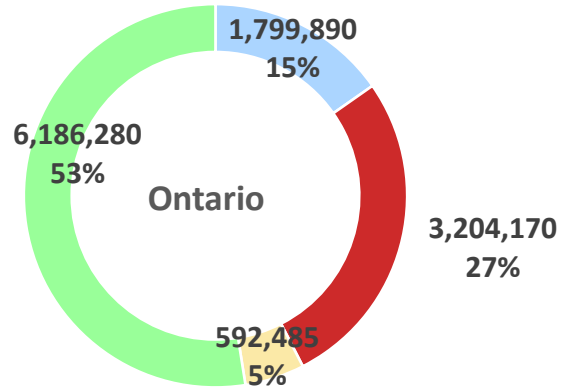
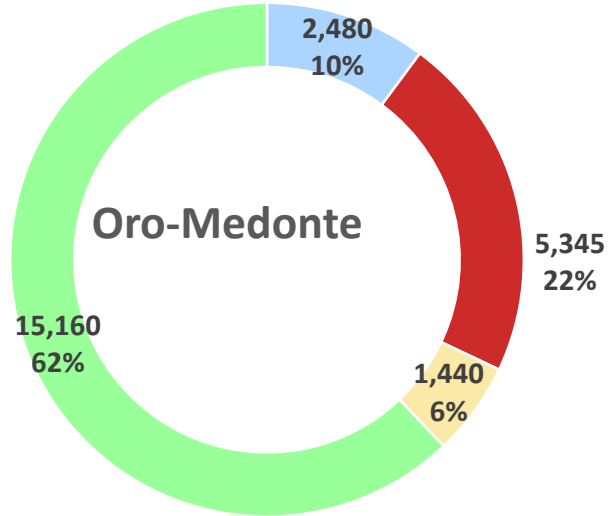
# Labour Force Overview







## Unemployment Rate



# Education Level



-  No certificate, diploma or degree
-  College or University certificate or diploma
-  High school diploma or equivalent
-  Apprenticeship or trades certificate or diploma



# Population & Labour Force within 30km, 2021

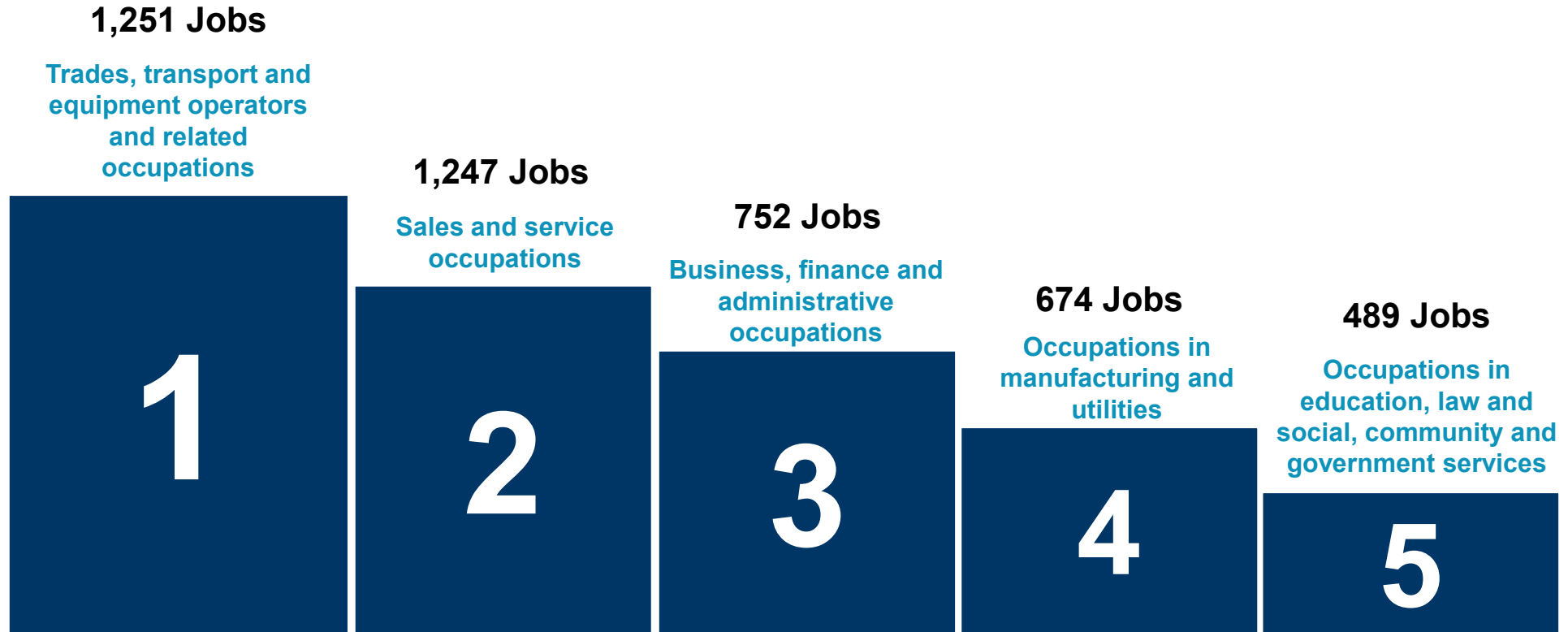
|                                                        |                |
|--------------------------------------------------------|----------------|
| <b>Total Population</b>                                | <b>314,906</b> |
| Household population 15 years or over for labour force | 260,179        |
| In the labour force                                    | 172,020        |
| Employed                                               | 154,655        |
| Unemployed                                             | 17,365         |
| Not in the labour force                                | 88,159         |

Central Oro-Medonte– 30km radius



Source: Environics Analytics - Data Vintage 2021, Demo Stats Trends 2023 – 2021 Estimates

# Largest Occupations in 2023





# Occupation Growth

| Occupation                                                                  | 2016 Jobs | 2023 Jobs | Change in Jobs (2016-2023) | % Change |
|-----------------------------------------------------------------------------|-----------|-----------|----------------------------|----------|
| Trades, transport and equipment operators and related occupations           | 1,005     | 1,251     | 245                        | 24%      |
| Sales and service occupations                                               | 1,122     | 1,247     | 125                        | 11%      |
| Business, finance and administration occupations                            | 662       | 752       | 90                         | 14%      |
| Occupations in manufacturing and utilities                                  | 490       | 674       | 184                        | 38%      |
| Occupations in education, law and social, community and government services | 447       | 489       | 42                         | 9%       |
| Natural and applied sciences and related occupations                        | 317       | 392       | 75                         | 24%      |
| Management occupations                                                      | 291       | 380       | 89                         | 31%      |
| Natural resources, agriculture and related production occupations           | 143       | 171       | 28                         | 20%      |
| Health occupations                                                          | 123       | 153       | 30                         | 24%      |
| Occupations in art, culture, recreation and sport                           | 125       | 141       | 16                         | 13%      |
| Unclassified                                                                | 81        | 99        | 18                         | 22%      |



# Labour Flows

**1,055** Residents of Oro-Medonte work within their own community

**5,465** Residents of Oro-Medonte leave their own community each day for work

**4,255** work in non-County communities

**1,210** work in other communities in the County

**1,430** non-County residents commute into the Township of Oro-Medonte each day for work

Data Limitation: These figures do not include persons who do not have a usual place of work. As a result, persons who work from home, outside of Canada or that have no fixed workplace address are not included.



# Contacts



**Economic Development Officer  
County of Simcoe  
Tiffany.Boening@simcoe.ca  
705-726-9300 ext. 1537**



**Jennifer Whitley  
Coordinator, Economic  
Development/Communications  
Township of Oro-Medonte  
jwhitley@Oro-Medonte.ca  
705-487-2171 ext. 2159**